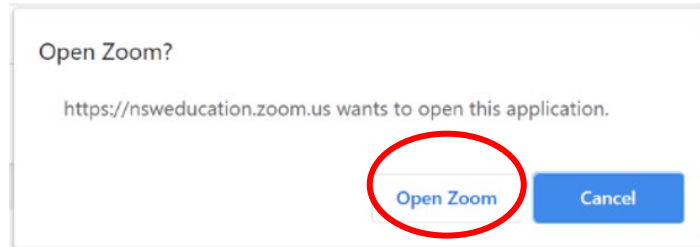


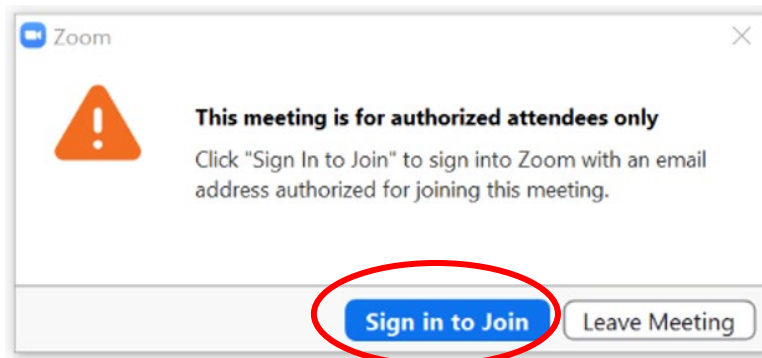
Zoom “How To” for Parents

This process only needs to be completed once and then the link will automatically take the student to the zoom meeting.

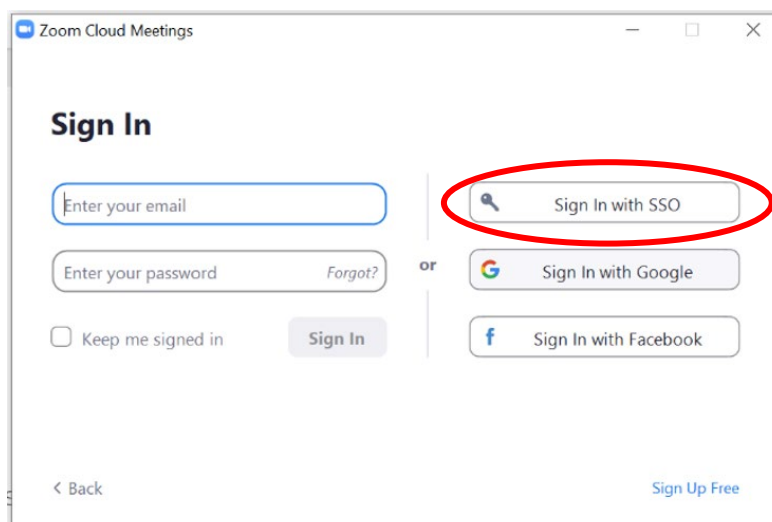
1. Access the invitation link that the teacher has supplied either via google classroom or the student email. Click on the link.
2. If you have never used zoom before it will ask you to download it.
3. Click to “Open Zoom”.



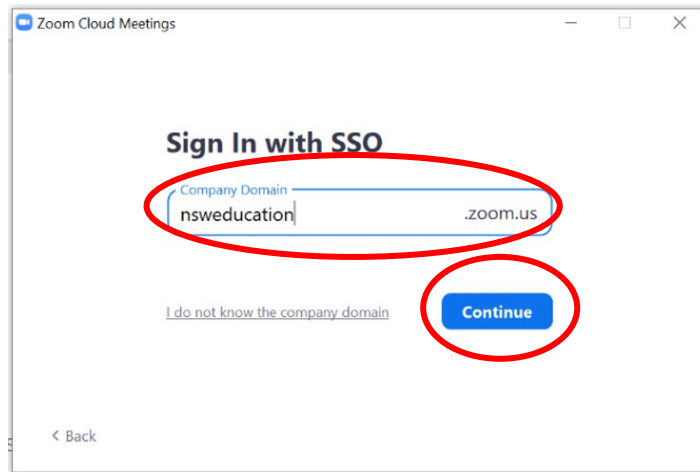
4. Click “Sign in to Join”



5. Click on “Sign in with SSO”



6. Type in: nsweducation and click "Continue"



7. Log in using students usual log in details. first.lastname and password.

Login with your DoE account

User ID

Enter your user ID

Example: jane.citizen1

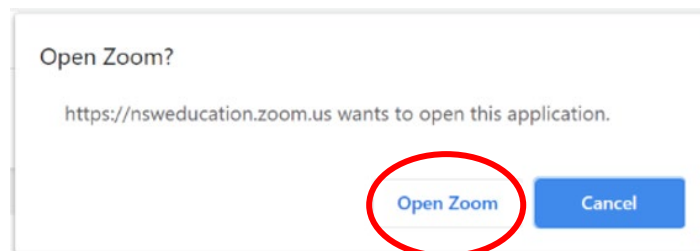
Password

Enter your password

Log in

[Forgot your password?](#)

8. Click "Open Zoom"



9. Turn on Camera

